

# Construction trailers 13t - 25t

## Classic or dumper

ATP / BT Range

ATP 13 / ATP 16 / ATP 20 / BT 18/25







english



Matera

 **GOURDON**

EQUIPMENT		ATP 13	ATP 16	ATP 20
<b>HITCH</b> 	Drawbar <b>adjustable in height</b>	●	●	--
	Drawbar with <b>sprung suspension</b> adjustable in height	--	--	●
	Drawbar with <b>hydraulic suspension</b> adjustable in height	○	○	○
	<b>Hydraulic crutch</b> with hand pump	●	●	●
	<b>Ø50mm ring</b> on Scharmüller universal plate	○	○	●
	<b>Ø80mm ball</b> on Scharmüller universal plate	○	○	○
<b>UNDER CARRIAGE</b> 	Heavy-duty <b>boggie</b> axles	●	●	--
	Heavy-duty <b>tandem axles</b> with adjustment of parallelism	--	--	●
	<b>Passive steering</b> rear axle	○	○	○
	Axles mounted <b>on boggie</b>	--	--	○
	<b>Poclain hydraulic assistance</b> on axles (2WD or 4WD)	○	○	○
	Parabolic suspension leaves	●	●	●
	<b>Hydraulic</b> braking	●	●	●
	Emergency brake by nitrogen ball <sup>2</sup>	--	--	●
	Mixed <b>hydraulic and air</b> braking	○	○	○
	25 km/h homologation	●	●	●
	<b>Air</b> braking (40 km/h homologation)	--	--	○
<b>BODY / LIGHTING</b> 	<b>On-demand RAL color</b> (special painting applied in factory)	○	○	○
	Body slotted into chassis with <b>resting on silent blocks</b>	●	●	●
	Chassis made of <b>wear-resistant PEB (Pre Engineered Buildings) steel</b>	●	●	●
	Semi-conical half-round body made of <b>HARDOX®450 steel</b>	●	●	●
	<b>HARDOX® 450 bottom</b> , thickness 5mm (ATP 13-16) / 6mm (ATP 20)	●	●	●
	<b>HARDOX® 450 sides</b> , thickness 4mm (ATP 13-16) / 5mm (ATP 20)	●	●	●
	<b>Rocks breaker profile</b> on upper sides	●	●	●
	Removable <b>hitch protection front cap</b>	○	○	●
	One-piece <b>mudguards</b>	○	○	●
	Lateral sliding ladder	●	●	●
	1-panel door with <b>hydraulic opening</b>	●	●	●
	2-panel door with <b>hydraulic opening</b>	○	○	○
	Set of electric wires protected into chassis	●	●	●
	<b>Double LED lights</b> with protection grid	●	●	●
<b>DUMPING</b> 	<b>Dumping by telescopic cylinder</b> on tractor valves	●	●	●
	Cylinder <b>mounted on frame and ball connection</b> for a lifetime excellence	--	--	●
	<b>Load transfer cylinder</b> on rear axle (on boggie axles only)	○	○	○

● standard ○ option --not available

### COMPATIBLE TYRES

available as option

	ATP 13	ATP 16	ATP 20
425/65 R22,5 Rech	○		
445/65 R22,5 Neuf	○	○	
560/60 R22,5 ALLIANCE A380	○	○	○
560/60 R22,5 ALLIANCE A390			○
560/60 R22,5 ALLIANCE A885	○	○	○
560/60 R22,5 NOKIAN COUNTRY KING / NOKIAN CT / HD CARGO MICHELIN			○
580/65 R22,5 ALLIANCE A380 / NOKIAN COUNTRY KING			○
600/55 R26,5 ALLIANCE A380 / ALLIANCE A 390 / NOKIAN CT / HF CARGO MICHELIN			○

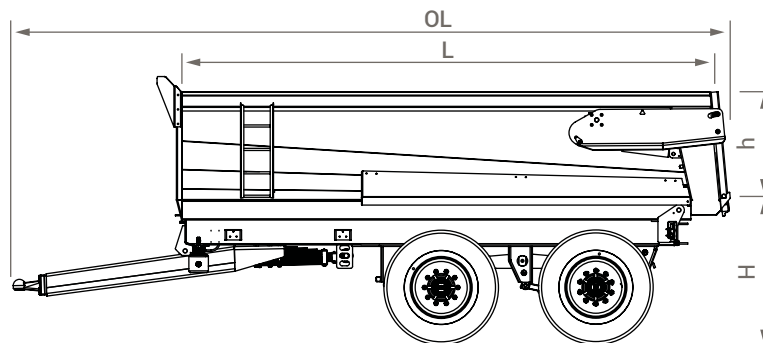
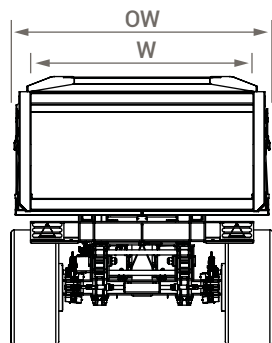




## TECHNICAL DATA

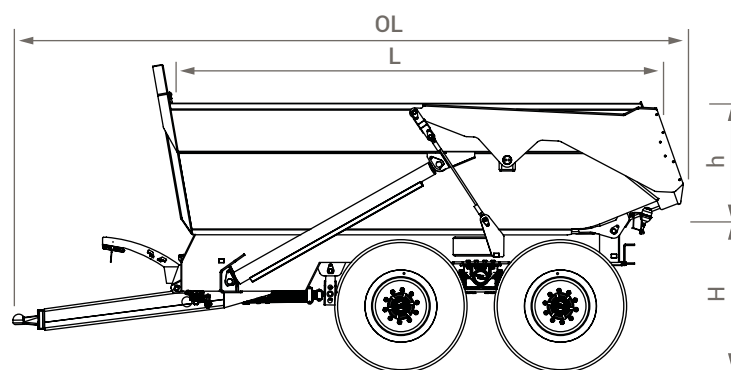
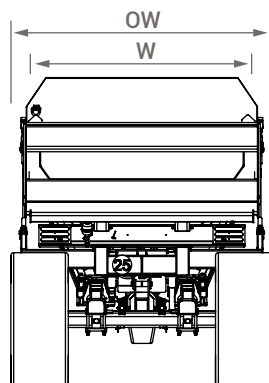
Type	PL <sup>1</sup>	Volume	Dimensions						Axles			Tyres <sup>2</sup>
			L	W	h	OL	OW	H	quantity	mounting	brakes	
	kg	m <sup>3</sup>	mm	mm	mm	mm	mm	mm			mmxmm	
ATP 13	13000	9	4700	2300	800	6250	2550	1400	2	boggie	355x80	385/65R22,5
ATP 16	16000	9	4700	2300	800	6250	2550	1400	2	boggie	400x80	445/65R22,5
ATP 20	20000	15	5450	2350	1080	7300	2550	1520	2	tandem	406x140	445/65R22,5
BT 18/25	20000 on road	12	5350	2130	1330	7070	2550	1500	2	boggie	420x180	24x20,5 XS
	25000 off-highway											

<sup>1</sup> Payload <sup>2</sup> other tyres available as option, see table p.2



### ATP Range





Optimization of your sites



### BT Range

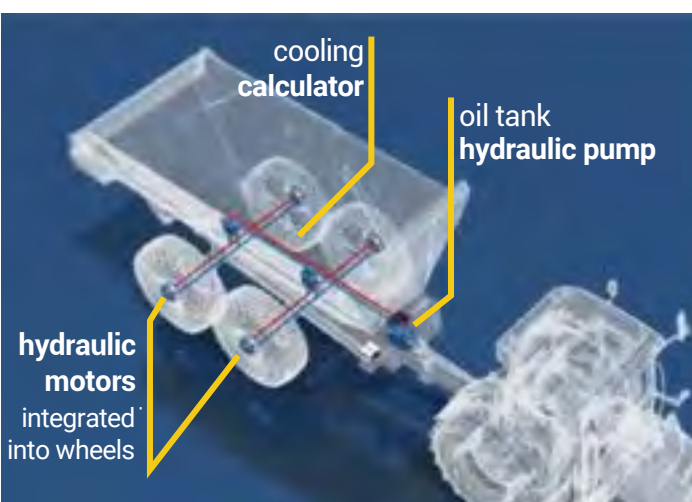
Power, efficiency and versatility



EQUIPMENT		BT18/25
<b>HITCH</b> 	Sprung drawbar <b>adjustable in height</b>	●
	Drawbar with <b>hydraulic suspension</b> adjustable in height	○
	<b>Hydraulic crutch</b> with hand pump	●
	<b>Ø50mm ring</b> on Scharmüller universal plate	●
	<b>Ø80mm ball</b> on Scharmüller universal plate	○
<b>UNDER CARRIAGE</b> 	Road and off-highway homologation	●
	Axles mounted on <b>special construction boggie</b> with high amplitude	●
	<b>Poclain hydraulic assistance</b> on axles (2WD or 4WD)	○
	Parabolic suspension leaves	●
	<b>Hydraulic</b> braking with heavy-duty brakes	●
	Mixed <b>hydraulic and air</b> braking	○
	<b>Air</b> braking (40 km/h homologation)	○
	Other set of tyres : consult us	○
<b>BODY / LIGHTING</b> 	<b>On-demand RAL color</b> (special painting applied in factory)	○
	<b>Raised rear edge</b> permitting the use without door	●
	Chassis made of <b>highly resilient HSLA steel</b> <sup>1</sup>	●
	<b>HARDOX® 450 bottom</b> , thickness 10mm	●
	<b>SSAB Domex® 500 sides</b> , thickness 10mm	●
	<b>All HARDOX® 450</b> body	○
	<b>Rocks-breaker profile</b> on upper sides	●
	Door with <b>automatic opening</b> and high amplitude	○
	Set of electric wires protected in steel tube	●
	<b>Double LED lights</b> protected by grid	●
<b>DUMPING</b> 	<b>PTO-driven dumping</b> with compressor	●
	Dumper-type <b>high amplitude kinematic</b>	●
	Fast dumping cycle with high-flow distributor	●
	<b>Ball-joint connection</b> on double-acting cylinders for lifetime excellence	●
	<b>Load transfer cylinder</b> on rear axle	○

● standard ○ option – not available

<sup>1</sup> High Strength Low Alloy


**DUMPING**

ATP range

High amplitude hydraulic door  
Telescopic cylinder mounted on a cradle and ball joint to **absorb the stresses** associated with tipping and allow intensive use in the long term

**PROTECTION**

Front cap for protection **against falling materials**

**HITCH**

Drawbar with hydraulic suspension adjustable in height

**HYDRAULIC ASSISTANCE**  
on axles

Front and rear traction assistance up to 8km/h in 4-wheel drive (4WD) and 16km/h in 2-wheel drive (2WD). **Sized for intensive use**



### ATP 20

with 4WD hydraulic assistance on axles



### BT 18/25

with 4WD hydraulic assistance on axles

## The hydraulic assistance:

### More mobility for a better productivity

The **Addidrive® Assist** system born from the partnership between **Gourdou** and **Poclain Hydraulics** improves crossing and grip capacities by increasing the motor skills of fully loaded towed sets on rough, muddy or sloping fields.

#### HOW IT WORKS

The driver gives an assistance instruction (front-rear-hold) using the joystick in the cabin and uses the trailer as a "usual" trailer. The system status can be viewed in real time on a monitor placed in the cabin.

The transition from 4WD to 2WD then to 0WD (and vice versa) is automatic, without any intervention from the driver.

Thanks to the holding capacity of the hydraulic assistance, the trajectory & safety of the convoy are also guaranteed.

**With Gourdou hydraulic assistance, reach the toughest fields and win new markets throughout the year.**

**Go where others don't.**

#### PERFORMANCES



FUEL SAVINGS



INCREASE OF THE CARRIED PAYLOAD, WITHOUT INCREASING THE POWER OF THE TOWING TRACTOR



MOVING THE SAME PAYLOAD WITH A LOWER POWER TRACTOR



EXTENSION OF THE RANGE OF USE OF YOUR EQUIPMENT

# Turn logistics simple.

Specialized in the manufacturing of trailers for more than 40 years, Gourdon SA is a family business which makes the choice to place its expertise at your disposal to offer smart and quality equipment.



## RELIABILITY

Rugged and heavy-duty components, optimized structures and Gourdon patented technologies are as many features that guarantee you a lifetime excellence.

## SERVICE

An after-sales service managed by professionals here to advise you. Thanks to your serial number, access the spare parts tool on our website.

## INNOVATION

Key technologies developed by Gourdon to serve your productivity and your safety. Mastered in-house design and production.

## COMFORT

Technical, ergonomic and optimized solutions to ease the coupling of the trailer, as well as the loading and the securing of the equipment.



GOURDON / Brochure\_ATP\_BT\_202002. The technical characteristics and the engravings are given as an indication, without obligation on our part and are therefore subject to change without notice. Non-contractual photo. Subject to typographical errors.